
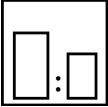





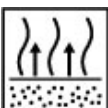


**Intended use**

Mipa P 53 is a very easy-to-sand, two-component lightweight fibreglass body filler based on polyester resin that provides adhesion on iron and steel, zinc, aluminium, GRP and timber. It has a very low specific weight of approx. 1.05 – 1.1 g/ml. Due to its proportion of glass fibres the product is particularly suitable to bridge gaps, little holes and perforations caused by corrosion. Designed for car refinishing, vehicle and machine construction. Since Mipa P 53 has a very low density it is also perfectly suitable for model making and in sectors where it's necessary to reduce weight. The high water resistance allows the product to be applied on boats.

Spreading rate: --

**Processing instructions**

	<b>Colour</b> yellow					
	<b>Mixing ratio</b> <b>Hardener</b> Mipa Härter P	<b>by weight (lacquer : hardener)</b> 100 : 2	<b>by volume (lacquer : hardener)</b> --			
	<b>Hardener</b> <b>for complete paintwork</b>			<b>for partial paintwork</b>		
	<b>Pot life</b> 4 - 5 min with Mipa Härter P at 20 °C					
	<b>Thinner</b> --					
	<b>Spray viscosity</b> <b>Gravity spray gun</b>			<b>Airmix/Airless</b>		
	<b>Application method</b>					
	<b>Application method</b>	<b>Hardener</b>	<b>Pressure (bar)</b>	<b>Nozzle (mm)</b>	<b>spray passes</b>	<b>Thinner</b>
	--	--	--	--	--	--
	<b>Flash-off time</b> --					
	<b>Dry coat thickness</b> --					



**Drying time**

Object temperature	dust dry	set to touch	ready for assembly	sandable	recoatable
20 °C	--	--	--	25 min	--
60 °C	--	--	--	10 min	--

**Note**

**Storage:**

--

**VOC Regulation :**

EU limit value for this product (category B/b): 250 g/l  
 This product contains max. 4 g/l of VOC.

**Processing conditions:**

from +10° C and up to 80 % relative air humidity. Ensure an adequate air ventilation.  
 Polyester-based body filler does not cure anymore at a temperature of below + 10°C.

**Processing instructions:**

The substrate must be clean, dry and free from grease. Sand surfaces slightly. Remove not cured old paintwork and priming coats. Do not apply on thermoplastic or acid products (Reaktionsprimer). Mix well the body filler material with the hardener. Do not use more than 3% of Härter P! Under- or overdosage of hardener may cause spotting in the finishing paint layer. Clean and degrease the whole surface to be painted with Mipa Silikonentferner before every operation. De-rust defective spots to bare metal and dry sand with sanding paper P 80 / 150. After drying, use sanding paper P 150 / 240 for dry sanding. Sand the entire surface with dry sand paper P 240 /360 to a matt finish before applying filler. In case of filling work on non-ferrous metals (e.g. aluminium, zinc surfaces) it is possible to apply a priming coat with Mipa EPPrimer-Surfacer to ensure an optimal adhesion before applying the body filler. Do not overcoat without having isolated the surface with Mipa 1K or 2K filler. In order to improve the corrosion protection, e.g. when restoring vintage cars, prime with Mipa EP-Primer-Surfacer (see technical data sheet of Mipa EP-Primer-Surfacer). Body filler can only be dry sanded.